











Rearsense LED Strobe Light

Strong LED Strobe Light warning system

Pedestrian warning system that combines movement and light for a powerful visual warning

Key Advantages

-  Promotes greater safety : Combined light and strobe system provides a strong visual warning for pedestrians — both movement and light
-  Easy to install : Can be used on a wide range of machinery
-  Multi-purpose : Suitable for indoor and outdoor use — light remains very bright and highly visible

-  Compact, surface-mounted long rectangular-shaped LED design
-  Long lasting powerful light with high brightness
-  10 flash patterns
-  Low power waste
-  Multi-voltage 12-24V

Product Features

Technical Specifications

SPECIFICATION	
Light Sources	LED
Single LENS Colour	Amber/Blue
LENS Material	Polycarbonate
LENS perHead	6
Base	Aluminium
Voltage	10V-30V DC
Max Current Draw	@ 12V 1.5A / @ 24V 0.75A
Max Power	18W
Flash Patterns	10
Mounting	Screw



***Other colours are available on order (white/green/red)**