










Rearsense LED Blue Strobe Light

Strong LED Strobe Light warning system

Pedestrian warning system that combines movement and light for a powerful visual warning

Key Advantages


-  Promotes greater safety : Combined light and strobe system provides a strong visual warning for pedestrians — both movement and light
-  Easy to install : Can be used on a wide range of machinery
-  Multi-purpose : Suitable for indoor and outdoor use — light remains very bright and highly visible

-  Compact rectangular-shaped LED design
-  Long lasting powerful light with high brightness
-  Low power waste
-  Multi-voltage 12-24V

Product Features

Technical Specifications

SPECIFICATION	
Light Sources	LED
LENS Colour	Blue & White
Voltage	12V – 24V
Power	4.5W
Size	90L 72W mm
Mounting	Screw



***Dependant on application, can use a white strobe light**